

Laramie County, Wyoming
GENERAL ELECTION
NOVEMBER 8, 2022

UNOFFICIAL RESULTS
All Votes
Election Summary Report






| Statistics | TOTAL |
|-------------------------------------|----------|
| Election Day Precincts Reporting | 40 of 40 |
| Precincts Complete | 40 of 40 |
| Precincts Partially Reported | 0 of 40 |
| Absentee/ Early Precincts Reporting | 40 of 40 |
| Registered Voters - Total | 47,775 |
| Ballots Cast - Total | 30,210 |
| Ballots Cast - Blank | 1 |
| Voter Turnout - Total | 63.23% |

Laramie County, Wyoming
 GENERAL ELECTION
 NOVEMBER 8, 2022

UNOFFICIAL RESULTS
 All Votes
 Election Summary Report





U.S. REPRESENTATIVE

Vote For 1

| | TOTAL | VOTE % | |
|------------------------|--------|--------|---|
| REP HARRIET HAGEMAN | 17,536 | 58.90% |  |
| DEM LYNNETTE GREYBULL | 9,574 | 32.16% |  |
| LIB RICHARD BRUBAKER | 914 | 3.07% |  |
| CON MARISSA JOY SELVIG | 863 | 2.90% |  |
| Write-In Totals | 883 | 2.97% |  |
| Overvotes | 22 | | |
| Undervotes | 418 | | |
| Contest Totals | 30,210 | | |



GOVERNOR

Vote For 1

| | TOTAL | VOTE % | |
|---------------------------|--------|--------|---|
| REP MARK GORDON | 22,067 | 73.78% |  |
| DEM THERESA A. LIVINGSTON | 5,765 | 19.28% |  |
| LIB JARED J. BALDES | 1,064 | 3.56% |  |
| Write-In Totals | 1,013 | 3.39% |  |
| Overvotes | 1 | | |
| Undervotes | 300 | | |
| Contest Totals | 30,210 | | |



SECRETARY OF STATE

Vote For 1

| | TOTAL | VOTE % | |
|-----------------|--------|--------|---|
| REP CHUCK GRAY | 20,754 | 84.52% |  |
| Write-In Totals | 3,802 | 15.48% |  |
| Overvotes | 6 | | |
| Undervotes | 5,648 | | |
| Contest Totals | 30,210 | | |



STATE AUDITOR

Vote For 1

| | TOTAL | VOTE % | |
|--------------------|--------|--------|---|
| REP KRISTI RACINES | 25,392 | 97.96% |  |
| Write-In Totals | 530 | 2.04% |  |
| Overvotes | 0 | | |
| Undervotes | 4,288 | | |
| Contest Totals | 30,210 | | |

STATE TREASURER

Vote For 1




| | TOTAL | VOTE % | |
|-----------------|--------|--------|---|
| REP CURT MEIER | 24,328 | 96.30% |  |
| Write-In Totals | 935 | 3.70% |  |
| Overvotes | 0 | | |
| Undervotes | 4,947 | | |
| Contest Totals | 30,210 | | |

Laramie County, Wyoming
 GENERAL ELECTION
 NOVEMBER 8, 2022

UNOFFICIAL RESULTS
 All Votes
 Election Summary Report




STATE SUPERINTENDENT OF PUBLIC INSTRUCTION

Vote For 1

| | TOTAL | VOTE % | |
|------------------------------|--------|--------|---|
| REP MEGAN DEGENFELDER | 21,080 | 71.27% |  |
| DEM SERGIO A. MALDONADO, SR. | 8,133 | 27.50% |  |
| Write-In Totals | 366 | 1.24% |  |
| Overvotes | 1 | | |
| Undervotes | 630 | | |
| Contest Totals | 30,210 | | |




STATE SENATOR SENATE DISTRICT 5

Vote For 1

| | TOTAL | VOTE % | |
|--------------------|-------|--------|---|
| REP LYNN HUTCHINGS | 3,285 | 70.58% |  |
| DEM TED HANLON | 1,354 | 29.09% |  |
| Write-In Totals | 15 | 0.32% |  |
| Overvotes | 0 | | |
| Undervotes | 86 | | |
| Contest Totals | 4,740 | | |



STATE SENATOR SENATE DISTRICT 7

Vote For 1

| | TOTAL | VOTE % | |
|--------------------|-------|--------|---|
| REP STEPHAN PAPPAS | 3,239 | 56.80% |  |
| DEM MARCIE KINDRED | 2,439 | 42.77% |  |
| Write-In Totals | 24 | 0.42% |  |
| Overvotes | 2 | | |
| Undervotes | 109 | | |
| Contest Totals | 5,813 | | |




STATE SENATOR SENATE DISTRICT 31

Vote For 1

| | TOTAL | VOTE % | |
|------------------|-------|--------|---|
| REP EVIE BRENNAN | 3,807 | 96.21% |  |
| Write-In Totals | 150 | 3.79% |  |
| Overvotes | 0 | | |
| Undervotes | 691 | | |
| Contest Totals | 4,648 | | |

STATE REPRESENTATIVE DISTRICT 4

Vote For 1

| | TOTAL | VOTE % | |
|----------------------|-------|--------|---|
| REP JEREMY HAROLDSON | 44 | 80.00% |  |
| IND DAN BRECHT | 11 | 20.00% |  |
| Write-In Totals | 0 | 0.00% |  |
| Overvotes | 0 | | |
| Undervotes | 3 | | |
| Contest Totals | 58 | | |

Laramie County, Wyoming
 GENERAL ELECTION
 NOVEMBER 8, 2022

UNOFFICIAL RESULTS
 All Votes
 Election Summary Report

STATE REPRESENTATIVE DISTRICT 7

Vote For 1

| | TOTAL | VOTE % | |
|------------------|-------|--------|--|
| REP BOB NICHOLAS | 2,043 | 60.88% | |
| DEM JORDAN EVANS | 1,282 | 38.20% | |
| Write-In Totals | 31 | 0.92% | |
| Overvotes | 0 | | |
| Undervotes | 75 | | |
| Contest Totals | 3,431 | | |

STATE REPRESENTATIVE DISTRICT 8

Vote For 1

| | TOTAL | VOTE % | |
|--------------------|-------|--------|--|
| REP DAVE ZWONITZER | 2,716 | 68.38% | |
| IND BRENDA LYTTLE | 1,214 | 30.56% | |
| Write-In Totals | 42 | 1.06% | |
| Overvotes | 0 | | |
| Undervotes | 143 | | |
| Contest Totals | 4,115 | | |

STATE REPRESENTATIVE DISTRICT 9

Vote For 1

| | TOTAL | VOTE % | |
|-----------------------|-------|--------|--|
| REP LANDON J. BROWN | 2,015 | 71.20% | |
| DEM STEPHEN D. LATHAM | 777 | 27.46% | |
| Write-In Totals | 38 | 1.34% | |
| Overvotes | 0 | | |
| Undervotes | 98 | | |
| Contest Totals | 2,928 | | |

STATE REPRESENTATIVE DISTRICT 10

Vote For 1

| | TOTAL | VOTE % | |
|-----------------|-------|--------|--|
| REP JOHN EKLUND | 3,195 | 97.44% | |
| Write-In Totals | 84 | 2.56% | |
| Overvotes | 0 | | |
| Undervotes | 333 | | |
| Contest Totals | 3,612 | | |

STATE REPRESENTATIVE DISTRICT 11

Vote For 1

| | TOTAL | VOTE % | |
|-----------------------|-------|--------|--|
| REP JARED OLSEN | 1,144 | 52.62% | |
| DEM MARGUERITE HERMAN | 1,013 | 46.60% | |
| Write-In Totals | 17 | 0.78% | |
| Overvotes | 0 | | |
| Undervotes | 38 | | |
| Contest Totals | 2,212 | | |

Laramie County, Wyoming
 GENERAL ELECTION
 NOVEMBER 8, 2022

UNOFFICIAL RESULTS
 All Votes
 Election Summary Report

STATE REPRESENTATIVE DISTRICT 12

Vote For 1

| | TOTAL | VOTE % | |
|---------------------|-------|--------|--|
| REP CLARENCE STYVAR | 1,378 | 96.09% | |
| Write-In Totals | 56 | 3.91% | |
| Overvotes | 0 | | |
| Undervotes | 299 | | |
| Contest Totals | 1,733 | | |

STATE REPRESENTATIVE DISTRICT 41

Vote For 1

| | TOTAL | VOTE % | |
|--------------------|-------|--------|--|
| REP BILL HENDERSON | 1,384 | 49.32% | |
| DEM JEN SOLIS | 1,163 | 41.45% | |
| CON MATT FREEMAN | 252 | 8.98% | |
| Write-In Totals | 7 | 0.25% | |
| Overvotes | 1 | | |
| Undervotes | 78 | | |
| Contest Totals | 2,885 | | |

STATE REPRESENTATIVE DISTRICT 42

Vote For 1

| | TOTAL | VOTE % | |
|-----------------|-------|--------|--|
| REP BEN HORNOK | 2,413 | 94.96% | |
| Write-In Totals | 128 | 5.04% | |
| Overvotes | 0 | | |
| Undervotes | 466 | | |
| Contest Totals | 3,007 | | |

STATE REPRESENTATIVE DISTRICT 43

Vote For 1

| | TOTAL | VOTE % | |
|-------------------|-------|--------|--|
| REP DAN ZWONITZER | 2,193 | 94.57% | |
| Write-In Totals | 126 | 5.43% | |
| Overvotes | 0 | | |
| Undervotes | 357 | | |
| Contest Totals | 2,676 | | |

STATE REPRESENTATIVE DISTRICT 44

Vote For 1



| | TOTAL | VOTE % | |
|------------------------|-------|--------|--|
| REP TAMARA N. TRUJILLO | 937 | 59.95% | |
| DEM SARA BURLINGAME | 616 | 39.41% | |
| Write-In Totals | 10 | 0.64% | |
| Overvotes | 0 | | |
| Undervotes | 18 | | |
| Contest Totals | 1,581 | | |

Laramie County, Wyoming
 GENERAL ELECTION
 NOVEMBER 8, 2022

UNOFFICIAL RESULTS
 All Votes
 Election Summary Report





STATE REPRESENTATIVE DISTRICT 61

Vote For 1

| | TOTAL | VOTE % | |
|---------------------|-------|--------|---|
| REP DANIEL J. SINGH | 1,561 | 95.77% |  |
| Write-In Totals | 69 | 4.23% |  |
| Overvotes | 0 | | |
| Undervotes | 342 | | |
| Contest Totals | 1,972 | | |



COUNTY COMMISSIONER

Vote For 3

| | TOTAL | VOTE % | |
|-------------------|--------|--------|---|
| REP TROY THOMPSON | 21,170 | 33.02% |  |
| REP GUNNAR MALM | 21,046 | 32.83% |  |
| REP LINDA M HEATH | 20,104 | 31.36% |  |
| Write-In Totals | 1,788 | 2.79% |  |
| Overvotes | 15 | | |
| Undervotes | 26,507 | | |
| Contest Totals | 90,630 | | |



COUNTY CORONER

Vote For 1

| | TOTAL | VOTE % | |
|------------------|--------|--------|---|
| REP REBECCA REID | 25,917 | 98.90% |  |
| Write-In Totals | 288 | 1.10% |  |
| Overvotes | 1 | | |
| Undervotes | 4,004 | | |
| Contest Totals | 30,210 | | |





DISTRICT ATTORNEY

Vote For 1

| | TOTAL | VOTE % | |
|-------------------------|--------|--------|---|
| REP SYLVIA MILLER HACKL | 24,998 | 98.03% |  |
| Write-In Totals | 502 | 1.97% |  |
| Overvotes | 3 | | |
| Undervotes | 4,707 | | |
| Contest Totals | 30,210 | | |

COUNTY SHERIFF

Vote For 1

| | TOTAL | VOTE % | |
|-------------------|--------|--------|---|
| REP BRIAN KOZAK | 13,958 | 46.82% |  |
| IND JEFF BARNES | 11,889 | 39.88% |  |
| DEM JESS FRESQUEZ | 3,862 | 12.95% |  |
| Write-In Totals | 104 | 0.35% |  |
| Overvotes | 8 | | |
| Undervotes | 389 | | |
| Contest Totals | 30,210 | | |

Laramie County, Wyoming
 GENERAL ELECTION
 NOVEMBER 8, 2022

UNOFFICIAL RESULTS
 All Votes
 Election Summary Report

COUNTY CLERK

Vote For 1

| | TOTAL | VOTE % | |
|-----------------|--------|--------|--|
| REP DEBRA LEE | 26,145 | 98.79% | |
| Write-In Totals | 320 | 1.21% | |
| Overvotes | 1 | | |
| Undervotes | 3,744 | | |
| Contest Totals | 30,210 | | |

COUNTY TREASURER

Vote For 1

| | TOTAL | VOTE % | |
|------------------|--------|--------|--|
| REP TAMMY DEISCH | 25,320 | 98.91% | |
| Write-In Totals | 280 | 1.09% | |
| Overvotes | 1 | | |
| Undervotes | 4,609 | | |
| Contest Totals | 30,210 | | |

COUNTY ASSESSOR

Vote For 1

| | TOTAL | VOTE % | |
|--------------------|--------|--------|--|
| REP KENNETH GUILLE | 25,480 | 98.89% | |
| Write-In Totals | 286 | 1.11% | |
| Overvotes | 0 | | |
| Undervotes | 4,444 | | |
| Contest Totals | 30,210 | | |

CLERK OF DISTRICT COURT

Vote For 1

| | TOTAL | VOTE % | |
|-------------------|--------|--------|--|
| REP DIANE SANCHEZ | 25,740 | 99.11% | |
| Write-In Totals | 230 | 0.89% | |
| Overvotes | 1 | | |
| Undervotes | 4,239 | | |
| Contest Totals | 30,210 | | |

DISTRICT COURT CAMPBELL

Vote For 1

| | TOTAL | VOTE % | |
|----------------|--------|--------|--|
| YES | 20,554 | 72.89% | |
| NO | 7,646 | 27.11% | |
| Overvotes | 1 | | |
| Undervotes | 2,009 | | |
| Contest Totals | 30,210 | | |

Laramie County, Wyoming
 GENERAL ELECTION
 NOVEMBER 8, 2022

UNOFFICIAL RESULTS
 All Votes
 Election Summary Report

DISTRICT COURT ROGERS

Vote For 1

| | TOTAL | VOTE % | |
|----------------|--------|--------|--|
| YES | 19,863 | 70.94% | |
| NO | 8,138 | 29.06% | |
| Overvotes | 5 | | |
| Undervotes | 2,204 | | |
| Contest Totals | 30,210 | | |

CIRCUIT COURT CHAMBERS

Vote For 1

| | TOTAL | VOTE % | |
|----------------|--------|--------|--|
| YES | 20,758 | 75.18% | |
| NO | 6,854 | 24.82% | |
| Overvotes | 1 | | |
| Undervotes | 2,597 | | |
| Contest Totals | 30,210 | | |

CITY COUNCIL WARD 1

Vote For 1

| | TOTAL | VOTE % | |
|-------------------|-------|--------|--|
| SCOTT D. ROYBAL | 2,693 | 58.52% | |
| CAMERON KARAJANIS | 1,856 | 40.33% | |
| Write-In Totals | 53 | 1.15% | |
| Overvotes | 0 | | |
| Undervotes | 661 | | |
| Contest Totals | 5,263 | | |

CITY COUNCIL WARD 2

Vote For 1

| | TOTAL | VOTE % | |
|-----------------------|-------|--------|--|
| MARK D. RINNE | 4,269 | 57.61% | |
| LYNN A. STOREY-HUYLAR | 3,099 | 41.82% | |
| Write-In Totals | 42 | 0.57% | |
| Overvotes | 2 | | |
| Undervotes | 812 | | |
| Contest Totals | 8,224 | | |

CITY COUNCIL WARD 3

Vote For 1

| | TOTAL | VOTE % | |
|-----------------|-------|--------|--|
| KEN A. ESQUIBEL | 2,765 | 58.87% | |
| JOE SHOGRIN | 1,885 | 40.13% | |
| Write-In Totals | 47 | 1.00% | |
| Overvotes | 0 | | |
| Undervotes | 458 | | |
| Contest Totals | 5,155 | | |

Laramie County, Wyoming
 GENERAL ELECTION
 NOVEMBER 8, 2022

UNOFFICIAL RESULTS
 All Votes
 Election Summary Report

LARAMIE COUNTY COMMUNITY COLLEGE BOARD OF TRUSTEES

Vote For 3

| | TOTAL | VOTE % | |
|-----------------------|--------|--------|--|
| KATHY EMMONS | 13,100 | 20.87% | |
| JANINE THOMPSON | 11,561 | 18.42% | |
| CAROL MERRELL | 10,510 | 16.75% | |
| JOE KELLY | 10,165 | 16.20% | |
| ED WRIGHT | 8,724 | 13.90% | |
| HARMON (BUD) DAVIS II | 8,324 | 13.26% | |
| Write-In Totals | 374 | 0.60% | |
| Overvotes | 165 | | |
| Undervotes | 27,707 | | |
| Contest Totals | 90,630 | | |

LARAMIE COUNTY SCHOOL DISTRICT #1 BOARD MEMBER AT-LARGE

Vote For 1

| | TOTAL | VOTE % | |
|---------------------|--------|--------|--|
| RENE R. HINKLE | 8,586 | 36.67% | |
| HENRY (HANK) BAILEY | 7,960 | 34.00% | |
| JENEFER PASQUA | 3,429 | 14.64% | |
| MEG VARHALMI | 1,728 | 7.38% | |
| JOE PLOWMAN | 1,521 | 6.50% | |
| Write-In Totals | 191 | 0.82% | |
| Overvotes | 109 | | |
| Undervotes | 4,412 | | |
| Contest Totals | 27,936 | | |

LARAMIE COUNTY SCHOOL DISTRICT #1 BOARD MEMBER AREA 1

Vote For 1

| | TOTAL | VOTE % | |
|-----------------|-------|--------|--|
| SUSAN EDGERTON | 2,359 | 43.84% | |
| JOSEPH RAMIREZ | 1,695 | 31.50% | |
| SHELLY DOWNHAM | 1,289 | 23.95% | |
| Write-In Totals | 38 | 0.71% | |
| Overvotes | 1 | | |
| Undervotes | 1,133 | | |
| Contest Totals | 6,515 | | |






LARAMIE COUNTY SCHOOL DISTRICT #1 BOARD MEMBER AREA 2

Vote For 1

| | TOTAL | VOTE % | |
|--------------------|-------|--------|--|
| BROOKE HUMPHREY | 3,560 | 42.88% | |
| RICH WIEDERSPAHN | 3,520 | 42.39% | |
| MAURINA VENTURELLI | 1,182 | 14.24% | |
| Write-In Totals | 41 | 0.49% | |
| Overvotes | 6 | | |
| Undervotes | 1,648 | | |
| Contest Totals | 9,957 | | |







LARAMIE COUNTY SCHOOL DISTRICT #1 BOARD MEMBER AREA 3

Vote For 1

| | TOTAL | VOTE % | |
|-------------------|--------|--------|---|
| CHRISTY KLAASSEN | 3,628 | 39.99% |  |
| TODD REYNOLDS | 2,955 | 32.57% |  |
| TARA RUSSELL | 1,427 | 15.73% |  |
| MELISSA THERIAULT | 998 | 11.00% |  |
| Write-In Totals | 64 | 0.71% |  |
| Overvotes | 10 | | |
| Undervotes | 2,382 | | |
| Contest Totals | 11,464 | | |



LARAMIE COUNTY SCHOOL DISTRICT #2 BOARD MEMBER AT-LARGE

Vote For 3

| | TOTAL | VOTE % | |
|-----------------|-------|--------|---|
| CODY NUSBAUM | 1,288 | 25.29% |  |
| MICHAEL LERWICK | 1,184 | 23.25% |  |
| KENDRA ROEDER | 1,100 | 21.60% |  |
| FRED MACY | 798 | 15.67% |  |
| SETH HEINERT | 686 | 13.47% |  |
| Write-In Totals | 37 | 0.73% |  |
| Overvotes | 3 | | |
| Undervotes | 1,726 | | |
| Contest Totals | 6,822 | | |




LARAMIE COUNTY SCHOOL DISTRICT #2 BOARD MEMBER AREA D

Vote For 1

| | TOTAL | VOTE % | |
|-----------------|-------|--------|---|
| BILLIE WILSON | 1,822 | 98.97% |  |
| Write-In Totals | 19 | 1.03% |  |
| Overvotes | 0 | | |
| Undervotes | 433 | | |
| Contest Totals | 2,274 | | |

CONSERVATION DISTRICT SUPERVISOR

Vote For 2

| | TOTAL | VOTE % | |
|-----------------|--------|--------|---|
| JAY BERRY | 20,012 | 51.43% |  |
| ANN SANCHEZ | 18,594 | 47.78% |  |
| Write-In Totals | 307 | 0.79% |  |
| Overvotes | 2 | | |
| Undervotes | 21,505 | | |
| Contest Totals | 60,420 | | |

Laramie County, Wyoming
 GENERAL ELECTION
 NOVEMBER 8, 2022

UNOFFICIAL RESULTS
 All Votes
 Election Summary Report

PROPOSED CONSTITUTIONAL AMENDMENT A

Vote For 1

| | TOTAL | VOTE % | |
|----------------|--------|--------|--|
| FOR | 16,942 | 58.28% | |
| AGAINST | 12,126 | 41.72% | |
| Overvotes | 7 | | |
| Undervotes | 1,135 | | |
| Contest Totals | 30,210 | | |

PROPOSED CONSTITUTIONAL AMENDMENT B

Vote For 1

| | TOTAL | VOTE % | |
|----------------|--------|--------|--|
| AGAINST | 18,796 | 63.31% | |
| FOR | 10,895 | 36.69% | |
| Overvotes | 9 | | |
| Undervotes | 510 | | |
| Contest Totals | 30,210 | | |

LARAMIE COUNTY 1% SALES AND USE TAX

Vote For 1

| | TOTAL | VOTE % | |
|-----------------|--------|--------|--|
| FOR THE TAX | 18,416 | 61.77% | |
| AGAINST THE TAX | 11,398 | 38.23% | |
| Overvotes | 3 | | |
| Undervotes | 393 | | |
| Contest Totals | 30,210 | | |

LARAMIE COUNTY LODGING TAX

Vote For 1

| | TOTAL | VOTE % | |
|-----------------|--------|--------|--|
| FOR THE TAX | 21,121 | 71.01% | |
| AGAINST THE TAX | 8,624 | 28.99% | |
| Overvotes | 5 | | |
| Undervotes | 460 | | |
| Contest Totals | 30,210 | | |