



<b>Statistics</b>	TOTAL
Election Day Precincts Reporting	61 of 61
Precincts Complete	61 of 61
Precincts Partially Reported	0 of 61
Absentee/ Early Precincts Reporting	61 of 61
Registered Voters - Total	45,273
Ballots Cast - Total	13,348
Ballots Cast - Blank	2
Voter Turnout - Total	29.48%



**PROPOSITION 1**

Vote For 1

	TOTAL	VOTE %	
FOR THE TAX	9,707	73.28%	
AGAINST THE TAX	3,540	26.72%	
Overvotes	2		
Undervotes	99		
Contest Totals	13,348		



**PROPOSITION 2**

Vote For 1

	TOTAL	VOTE %	
FOR THE TAX	8,732	65.89%	
AGAINST THE TAX	4,520	34.11%	
Overvotes	2		
Undervotes	94		
Contest Totals	13,348		



**PROPOSITION 3**

Vote For 1

	TOTAL	VOTE %	
FOR THE TAX	9,641	72.69%	
AGAINST THE TAX	3,622	27.31%	
Overvotes	1		
Undervotes	84		
Contest Totals	13,348		



**PROPOSITION 4**

Vote For 1

	TOTAL	VOTE %	
FOR THE TAX	7,640	57.74%	
AGAINST THE TAX	5,591	42.26%	
Overvotes	1		
Undervotes	116		
Contest Totals	13,348		



**PROPOSITION 5**

Vote For 1

	TOTAL	VOTE %	
FOR THE TAX	9,415	70.87%	
AGAINST THE TAX	3,870	29.13%	
Overvotes	1		
Undervotes	62		
Contest Totals	13,348		



**PROPOSITION 6**

Vote For 1

	TOTAL	VOTE %	
FOR THE TAX	8,062	60.92%	
AGAINST THE TAX	5,172	39.08%	
Overvotes	3		
Undervotes	111		
Contest Totals	13,348		



**PROPOSITION 7**

Vote For 1

	TOTAL	VOTE %	
FOR THE TAX	7,921	59.84%	
AGAINST THE TAX	5,317	40.16%	
Overvotes	0		
Undervotes	110		
Contest Totals	13,348		



**PROPOSITION 8**

Vote For 1

	TOTAL	VOTE %	
FOR THE TAX	7,501	56.72%	
AGAINST THE TAX	5,723	43.28%	
Overvotes	2		
Undervotes	122		
Contest Totals	13,348		



**PROPOSITION 9**

Vote For 1

	TOTAL	VOTE %	
FOR THE TAX	8,037	60.68%	
AGAINST THE TAX	5,207	39.32%	
Overvotes	3		
Undervotes	101		
Contest Totals	13,348		



**PROPOSITION 10**

Vote For 1

	TOTAL	VOTE %	
FOR THE TAX	8,110	61.40%	
AGAINST THE TAX	5,098	38.60%	
Overvotes	1		
Undervotes	139		
Contest Totals	13,348		



**PROPOSITION 11**

Vote For 1

	TOTAL	VOTE %	
AGAINST THE TAX	6,684	50.44%	
FOR THE TAX	6,568	49.56%	
Overvotes	1		
Undervotes	95		
Contest Totals	13,348		



**PROPOSITION 12**

Vote For 1

	TOTAL	VOTE %	
FOR THE TAX	6,949	52.56%	
AGAINST THE TAX	6,271	47.44%	
Overvotes	3		
Undervotes	125		
Contest Totals	13,348		



**PROPOSITION 13**

Vote For 1

	TOTAL	VOTE %	
FOR THE TAX	7,253	54.94%	
AGAINST THE TAX	5,948	45.06%	
Overvotes	1		
Undervotes	146		
Contest Totals	13,348		

**PROPOSITION 14**

Vote For 1

	TOTAL	VOTE %	
FOR THE TAX	6,664	50.34%	
AGAINST THE TAX	6,574	49.66%	
Overvotes	1		
Undervotes	109		
Contest Totals	13,348		