

Laramie County, Wyoming
2021 Special Purpose Tax Election
NOVEMBER 2, 2021



UNOFFICIAL RECOUNT RESULTS FINAL

Summary Report All Vote Centers and
Absentee/Early

Statistics	TOTAL
Election Day Precincts Reporting	61 of 61
Precincts Complete	61 of 61
Absentee/ Early Precincts Reporting	61 of 61
Registered Voters - Total	45,273
Ballots Cast - Total	13,346
Ballots Cast - Blank	2
Voter Turnout - Total	29.48%



PROPOSITION 11

Vote For 1

	TOTAL	VOTE %	
AGAINST THE TAX	6,681	50.42%	
FOR THE TAX	6,569	49.58%	
Overvotes	1		
Undervotes	95		
Contest Totals	13,346		

PROPOSITION 14

Vote For 1

	TOTAL	VOTE %	
FOR THE TAX	6,662	50.33%	
AGAINST THE TAX	6,574	49.67%	
Overvotes	1		
Undervotes	109		
Contest Totals	13,346		